

FIGURE 5-4. EXPLODED ILLUSTRATION OF MODEL MA-30-2 AND MA-30-2W HOISTS

**PARTS LIST FOR MODEL MA-30-3 HOIST**

Americrane & Hoist Corp 1-800-652-1932

Index No.	Part Name	Qty. Req.	Part No.
1	Screw, Retainer Cap	1	H-2989-P
2	Retainer Cap	1	MA-100
3	"O" Ring, Retainer Cap	1	H-5608
4**	Plug, Handle	1	MA-254
5**	Pin, Handle Pawl Spring	1	H-5249
6**	Pin, Handle Pawl Lever	1	H-5250
7**	Lever, Handle Pawl	1	MA-31
8**	Spring, Handle Pawl	1	MA-311
9**	Handle Pawl Rod	1	MA-4
10**	Handle	1	MA-1
10A	Warning Decal	1	687K6
11	Thread Stop	1	MAL-251-1
12	Screw, Cover	4	H-1882-P
14	Gasket, Housing	1	MA-560
15**	Oil Seal, Cover	1	MA-562
16*	Cover, Housing	1	
17	Warning Decal	1	687K17
18	Hub	1	MA-35
19	Brake Disc, Front	1	MA-580-1A
20*	Ratchet	1	
21**	Bearing, Ratchet	1	MA-530
22	Brake Disc, Rear	1	MA-580-A
23	Thrust Washer	1	MA-33
24	Spring, Load Pawl	1	MA-310
25	Load Pawl	1	MA-25
27	Screw, Gear Cover	2	H-1886-P
28	Lockwasher	2	H-4138
29	Cover, Gear	1	MA-11-1
30	Screw, Capacity Plate	2	H-2864-P
31	Capacity Plate	1	MA-675-1
32	Pin, Chain Shedder	2	H-5126
33	Shedder	1	MA-37-1
34	Gear	1	MA-480
35	Pin	1	H-5261
36	Pinion Shaft	1	MAL-483
37	Load Sheave	1	MA-16-5
38	Washer, Thrust	1	MA-253
39	Pin, Load Pawl Lever	1	H-5240
40	Lever, Load Pawl	1	MA-32-5
41**	"O" Ring, Load Pawl Shaft	1	H-5607
42	Locking Bushing	1	MA-24
43**	Pin, Load Pawl Shaft	1	H-5251
44*	Shaft, Load Pawl	1	
45**	Oil Seal, Pinion Shaft	1	MA-563
46**	Bearing, Pinion Shaft	2	MA-533
47**	Bearing, Load Sheave	1	MA-531-1
48**	Bearing, Load Sheave	1	MA-532
49	Pin, Housing	2	H-5384
50*	Housing	1	
51**	Pin	1	H-5235
52**	Nut	1	H-3924-P
53**	Hook Washer	1	CB-252-1
54**	Top Hook (Includes Index No. 55)	1	SHL-7

Index No.	Part Name	Qty. Req.	Part No.
55	Latch Kit	2	H-7545
56	Screw	2	H-2425-P
57	Lockwasher	2	H-4136
58	Keeper	1	MA-43-1
59**	Pin	1	H-5234
60**	Shaft	1	MA-101
61**	Bearing	1	A-28-B
62*	Sheave	1	
63**	Outrigger	1	MA-42-1
64	End Ring	1	MA-75
65	Load Chain	1	C-19-10
66	Nut	1	H-3964-P
67†	Bottom Hook and Block Assembly (Consists of Index Nos. 68 thru 79)	2	MA-914-5
68	Nut	2	H-3965-P
69	Screw	2	H-2411-P
70	Load Block Frame	1	MA-29-1
71**	Pin	1	H-5234
72**	Load Block Shaft	1	MA-101
73**	Bearing	1	A-28-B
74*	Sheave	1	
75**	Pin	1	H-5235
76**	Nut	1	H-3924-P
77**	Hook Washer	1	CB-252-2
78**	Thrust Bearing	1	CB-511
79**	Bottom Hook (Includes Index No. 55)	1	SHL-8
80	Dead End Screw	1	MA-700-1
81†	Housing Cover and Oil Seal Assembly (Includes Index Nos. 15 and 16)	1	MA-950
82†	Ratchet Assembly (Includes Index Nos. 20 and 21)	1	MA-901
84†	Load Pawl Shaft Assembly (Includes Index Nos. 41, 43 and 44)	1	MA-900-2
85†	Handle Assembly (Includes Index Nos. 4 thru 10)	1	MA-908
86†	Housing, Bearings and Oil Seal Assembly (Includes Index Nos. 45, 46, 47, 48 and 50)	1	MA-951-5
87†	Idler Sheave and Bearing Assembly (Includes Index Nos. 61 and 62)	1	SSP-28
88†	Load Block Sheave and Bearing Assembly (Includes Index Nos. 73 thru 74)	1	SSP-28
89†	Load Block Shaft Assembly (Includes Index Nos. 71 and 72)	1	MA-903
90†	Bottom Hook Assembly (Includes Index Nos. 75 thru 79)	1	MA-912-3
91†	Outrigger Assembly (Includes Index Nos. 51 thru 63)	1	MA-915-6
92†	Load Block Assembly (Includes Index Nos. 68 thru 79)	1	MA-914-5

\* Not sold separately as a repair part. If replacement is required, procure the appropriate following assembly.

\*\* Sold individually as a repair part and as a part of the appropriate following assembly.

† Assembly not indexed on illustration.

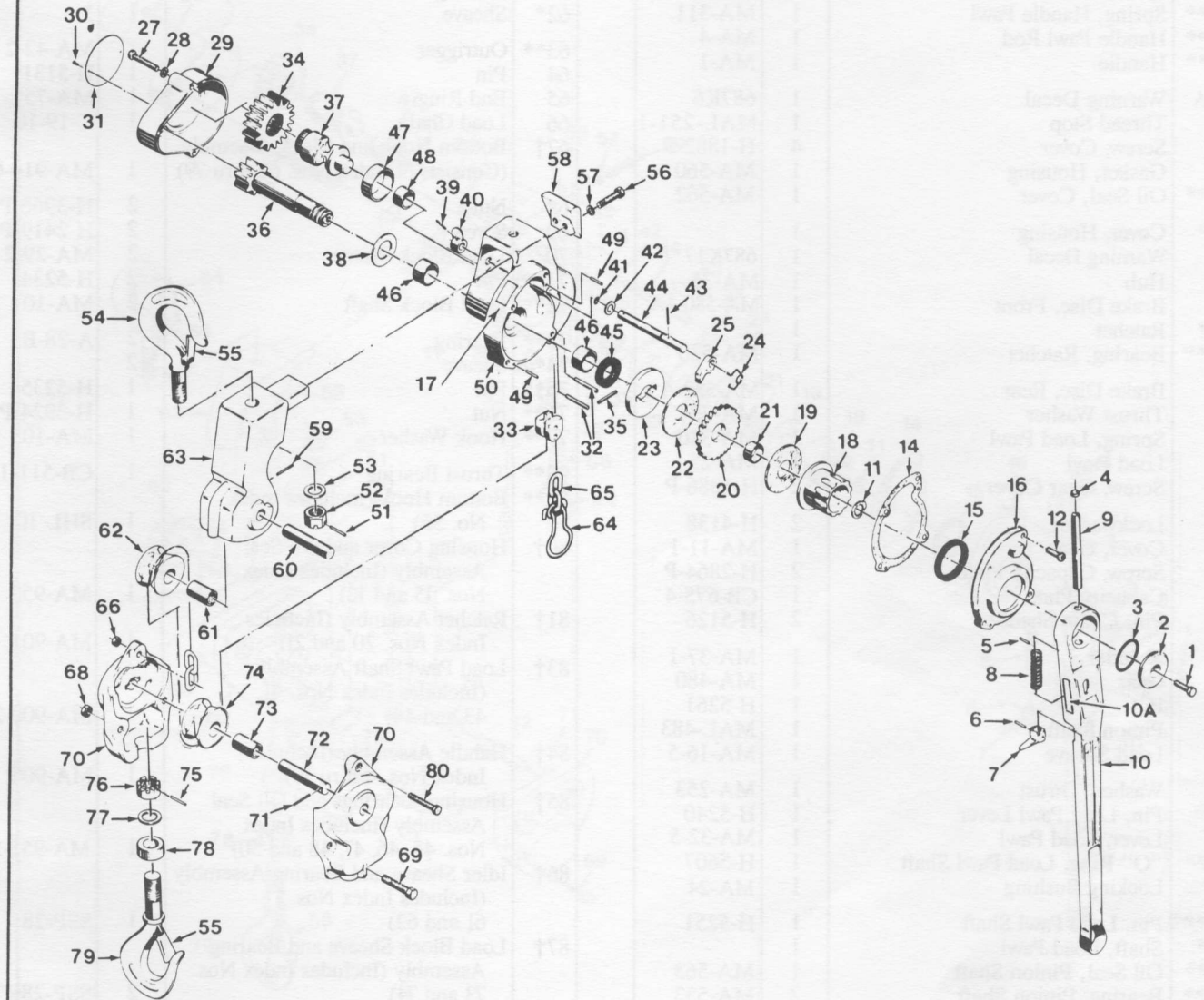


FIGURE 5-5. EXPLODED ILLUSTRATION OF MODEL MA-30-3 HOIST



**PARTS LIST FOR MODEL MA-30-4 HOIST**

Index No.	Part Name	Qty. Req.	Part No.
1	Screw, Retainer Cap	1	H-2989-P
2	Retainer Cap	1	MA-100
3	"O" Ring, Retainer Cap	1	H-5608
4**	Plug, Handle	1	MA-254
5**	Pin, Handle Pawl Spring	1	H-5249
6**	Pin, Handle Pawl Lever	1	H-5250
7**	Lever, Handle Pawl	1	MA-31
8**	Spring, Handle Pawl	1	MA-311
9**	Handle Pawl Rod	1	MA-4
10**	Handle	1	MA-1
10A	Warning Decal	1	687K6
11	Thread Stop	1	MAL-251-1
12	Screw, Cover	4	H-1882-P
14	Gasket, Housing	1	MA-560
15**	Oil Seal, Cover	1	MA-562
16*	Cover, Housing	1	
17	Warning Decal	1	687K17
18	Hub	1	MA-35
19	Brake Disc, Front	1	MA-580-1A
20*	Ratchet	1	
21**	Bearing, Ratchet	1	MA-530
22	Brake Disc, Rear	1	MA-580-A
23	Thrust Washer	1	MA-33
24	Spring, Load Pawl	1	MA-310
25	Load Pawl	1	MA-25
27	Screw, Gear Cover	2	H-1886-P
28	Lockwasher	2	H-4138
29	Cover, Gear	1	MA-11-1
30	Screw, Capacity Plate	2	H-2864-P
31	Capacity Plate	1	CB-675-4
32	Pin, Chain Shedder	2	H-5126
33	Shedder	1	MA-37-1
34	Gear	1	MA-480
35	Pin	1	H-5261
36	Pinion Shaft	1	MAL-483
37	Load Sheave	1	MA-16-5
38	Washer, Thrust	1	MA-253
39	Pin, Load Pawl Lever	1	H-5240
40	Lever, Load Pawl	1	MA-32-5
41**	"O" Ring, Load Pawl Shaft	1	H-5607
42	Locking Bushing	1	MA-24
43**	Pin, Load Pawl Shaft	1	H-5251
44*	Shaft, Load Pawl	1	
45**	Oil Seal, Pinion Shaft	1	MA-563
46**	Bearing, Pinion Shaft	2	MA-533
47**	Bearing, Load Sheave	1	MA-531-1
48**	Bearing, Load Sheave	1	MA-532
49	Pin, Housing	2	H-5384
50*	Housing	1	
51**	Pin	1	H-5235
52**	Nut	1	H-3924-P
53**	Hook Washer	1	CB-252-1
54**	Top Hook (Includes Index No. 55)	1	SHL-9

Index No.	Part Name	Qty. Req.	Part No.
55	Latch Kit	2	H-7545
56	Screw	2	H-2425-P
57	Lockwasher	2	H-4136
58	Keeper	1	MA-43-1
59**	Pin	1	H-5234
60**	Load Block Shaft	1	MA-101
61**	Bearing	1	A-28-B
62*	Sheave	1	
63**	Outrigger	1	MA-42-2
64	Pin	1	H-5131
65	End Ring	1	MA-75
66	Load Chain	1	C-19-10
67†	Bottom Hook and Block Assembly (Consists of Index Nos. 68 thru 79)	1	MA-914-6
68	Nut	2	H-3966-P
69	Screw	2	H-2419-P
70	Load Block Frame	2	MA-29-2
71**	Pin	2	H-5234
72**	Load Block Shaft	2	MA-101
73**	Bearing	2	A-28-B
74*	Sheave	2	
75**	Pin	1	H-5235
76**	Nut	1	H-3924-P
77**	Hook Washer	1	MA-103
78**	Thrust Bearing	1	CB-511-1
79**	Bottom Hook (Includes Index No. 55)	1	SHL-10
80†	Housing Cover and Oil Seal Assembly (Includes Index Nos. 15 and 16)	1	MA-950
81†	Ratchet Assembly (Includes Index Nos. 20 and 21)	1	MA-901
83†	Load Pawl Shaft Assembly (Includes Index Nos. 41, 43 and 44)	1	MA-900-2
84†	Handle Assembly (Includes Index Nos. 4 thru 10)	1	MA-908
85†	Housing, Bearings and Oil Seal Assembly (Includes Index Nos. 45, 46, 47, 48 and 50)	1	MA-951-5
86†	Idler Sheave and Bearing Assembly (Includes Index Nos. 61 and 62)	1	SSP-28
87†	Load Block Sheave and Bearing Assembly (Includes Index Nos. 73 and 74)	2	SSP-28
88†	Load Block Shaft Assembly (Includes Index Nos. 71 and 72)	2	MA-903
89†	Bottom Hook Assembly (Includes Index Nos. 75 thru 79)	1	MA-912-4
90†	Outrigger Assembly	1	MA-915-7
91†	Load Block Assembly (Includes Index Nos. 68 thru 79)	1	MA-914-6

\* Not sold separately as a repair part. If replacement is required, procure the appropriate following assembly.

\*\* Sold individually as a repair part and as a part of the appropriate following assembly.

† Assembly not indexed on illustration.

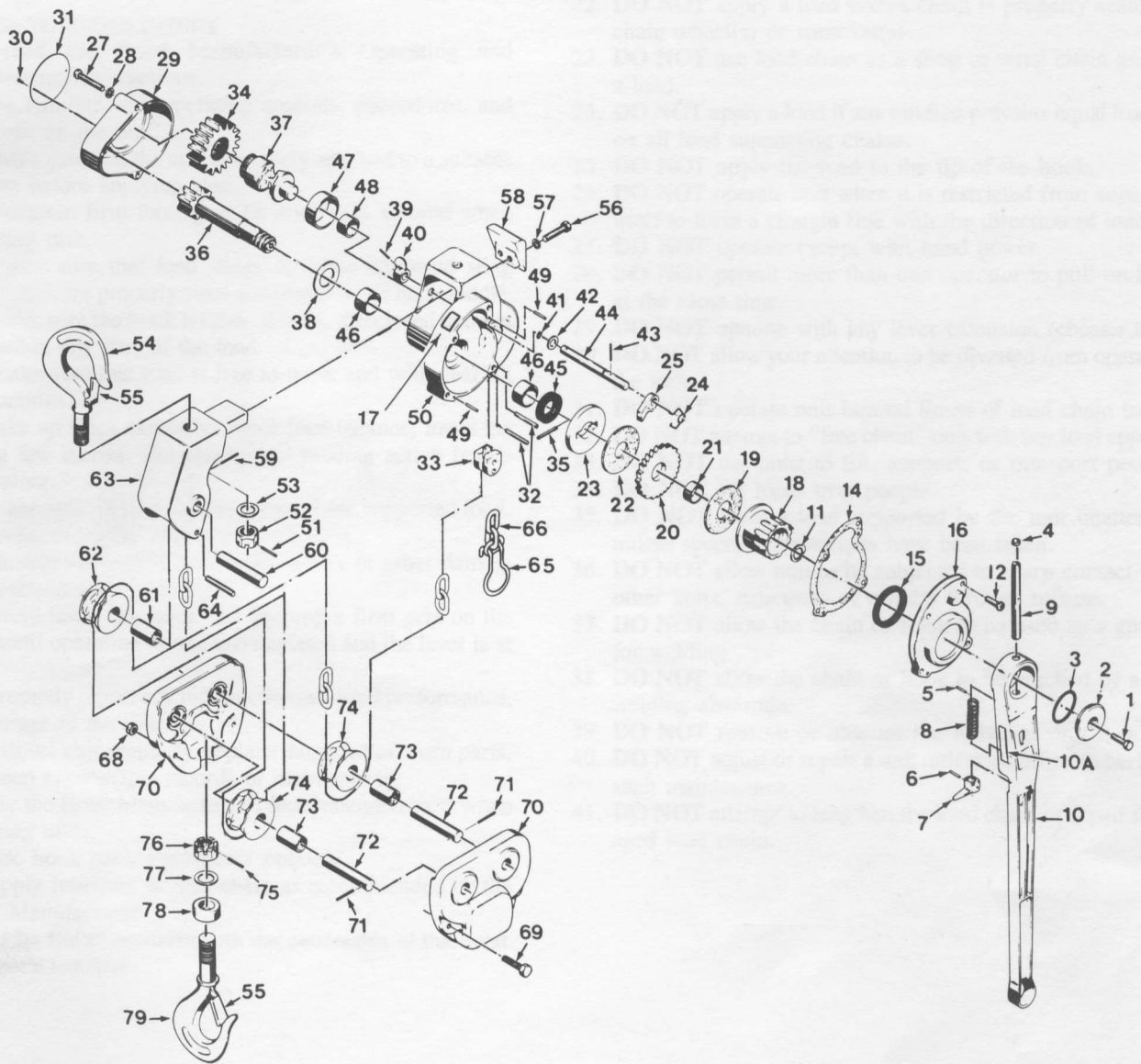


FIGURE 5-6. EXPLODED ILLUSTRATION OF MODEL MA-30-4 HOIST

## DO'S AND DO NOT'S

### Manually Lever Operated Chain Hoists

The following warnings and operating practices are intended to avoid unsafe hoisting practices which might lead to personal injury or property damage.

These recommendations apply to all manually lever operated chain hoists used for lifting, pulling, and tensioning type applications.

#### WARNING: TO AVOID INJURY

1. **DO** read the Hoist Manufacturer's Operating and Maintenance Instructions.
2. **DO** be familiar with operating controls, procedures, and warnings on the unit.
3. **DO** make sure that the unit is securely attached to a suitable support before applying load.
4. **DO** maintain firm footing or be otherwise secured when operating unit.
5. **DO** make sure that load slings or other approved sling attachments are properly sized and seated in the hook saddle.
6. **DO** make sure the hook latches, if used, are closed and not supporting any part of the load.
7. **DO** make sure that load is free to move and will clear all obstructions.
8. **DO** take up slack carefully, check load balance, move the load a few inches, and check load holding action before continuing.
9. **DO** make sure all persons stay clear of the supported load.
10. **DO** avoid swinging of load or load hook.
11. **DO** protect load chain from weld spatter or other damaging contaminants.
12. **DO** avoid lever "fly-back" by keeping a firm grip on the lever until operating stroke is completed and the lever is at rest.
13. **DO** promptly report any malfunction, unusual performance, or damage of the unit.
14. **DO** inspect unit regularly, replace damaged or worn parts, and keep appropriate records of maintenance.
15. **DO** use the Hoist Manufacturer's recommended parts when repairing unit.
16. **DO** use hook latches wherever possible.
17. **DO** apply lubricant to load chain as recommended by the Hoist Manufacturer.

"DO's and Do Not's" reprinted with the permission of the Hoist Manufacturer's Institute.

18. **DO NOT** lift or pull more than rated load.
19. **DO NOT** use the hoist load limiting or warning device to measure the load.
20. **DO NOT** use damaged unit or unit that is not working correctly.
21. **DO NOT** use unit with twisted, kinked, damaged, or worn chain.
22. **DO NOT** apply a load unless chain is properly seated in chain wheel(s) or sprocket(s).
23. **DO NOT** use load chain as a sling or wrap chain around a load.
24. **DO NOT** apply a load if any binding prevents equal loading on all load supporting chains.
25. **DO NOT** apply the load to the tip of the hook.
26. **DO NOT** operate unit when it is restricted from adjusting itself to form a straight line with the direction of loading.
27. **DO NOT** operate except with hand power.
28. **DO NOT** permit more than one operator to pull on lever at the same time.
29. **DO NOT** operate with any lever extension (cheater bar).
30. **DO NOT** allow your attention to be diverted from operating the unit.
31. **DO NOT** operate unit beyond limits of load chain travel.
32. **DO NOT** attempt to "free chain" unit with any load applied.
33. **DO NOT** use hoist to lift, support, or transport people.
34. **DO NOT** lift loads over people.
35. **DO NOT** leave a load supported by the unit unattended unless specific precautions have been taken.
36. **DO NOT** allow unit to be subjected to sharp contact with other units, structures or objects through misuse.
37. **DO NOT** allow the chain or hook to be used as a ground for welding.
38. **DO NOT** allow the chain or hook to be touched by a live welding electrode.
39. **DO NOT** remove or obscure the warnings on the unit.
40. **DO NOT** adjust or repair a unit unless qualified to perform such maintenance.
41. **DO NOT** attempt to lengthen the load chain or repair damaged load chain.

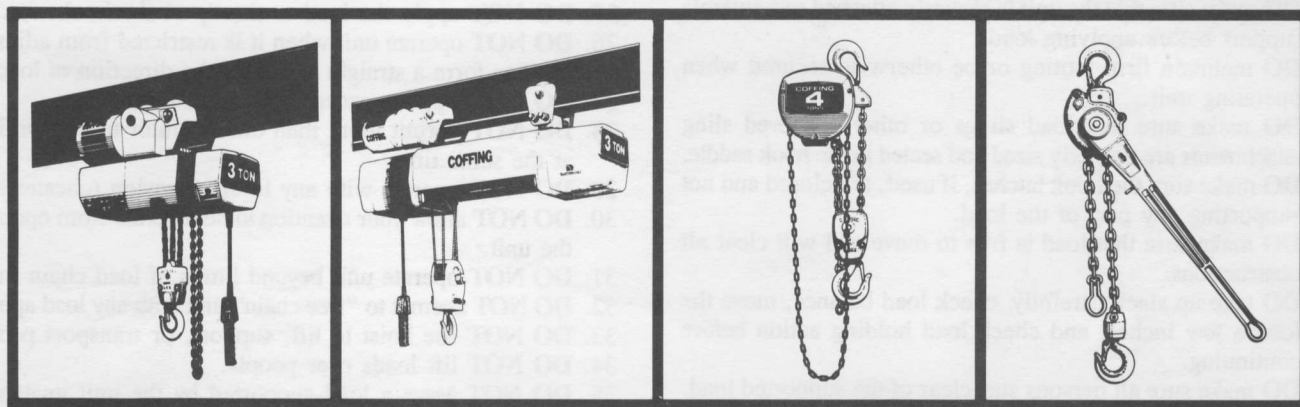
Americrane & Hoist Corp 1-800-652-1932



# DUFF-NORTON HAS ALL YOU NEED TO HANDLE A VARIETY OF TOUGH INDUSTRIAL, MAINTENANCE AND CONSTRUCTION LIFTING JOBS.

Coffing® is America's first name in quality, industrial hoisting equipment. Nowhere else can you find such a broad range of hoists with such consistent high-quality construction and durability. A detailed

product catalog is available from your local Coffing hoist distributor, Duff-Norton District Sales Manager, or by writing directly to Duff-Norton Company. Ask for **Catalog 200**, it includes:



**Coffing® Electric Chain Hoists**

Load ratings from ¼ to 5 tons. More standard features than any comparable hoist. Two-speed options available; 47 models to choose.

**Coffing® Electric Wire Rope Hoists.**

Low headroom units with load ratings from ½ to 3 tons. Choice of rigid hook or lug suspensions, plus plain, geared or motorized trolleys. Single or two speed options and variety of standard lifts. 35 models.

**Coffing® Hand Chain Hoists.**

Designed for light weight and long life with minimum maintenance. Optional capacity limiter available in some models. 99 models in rated loads from ½ to 25 tons.

**Coffing® Lever Hoists.**

A variety of mechanisms and rated loads from ¾ to 15 tons; in 36 models for both conventional and special purpose applications.

**WARNING:** The equipment shown in this manual is intended for industrial use only and should not be used to lift, support, or otherwise transport people, or to suspend unattended loads over people.

AVAILABLE FROM YOUR LOCAL  
COFFING®/DUFF LYNX®  
HOIST DISTRIBUTOR

Americrane & Hoist Corp 1-800-652-1932

**Duff-Norton**

P.O. Box 7010  
Charlotte, NC 28241-7010

Customer Service (800) 477-5003  
Parts Service (800) 477-5004  
FAX (704) 588-8466

Duff-Norton Manufactures:  
Duff-Norton® Actuators • Mechanical Jacks • Rotary Unions® • Coffing® Hoists  
Duff Lynx® Hoists • Yale® Hoists • Shop King Hoists • Little Mule® Products • American Lifts

MA 680-2  
10/93 5C-K